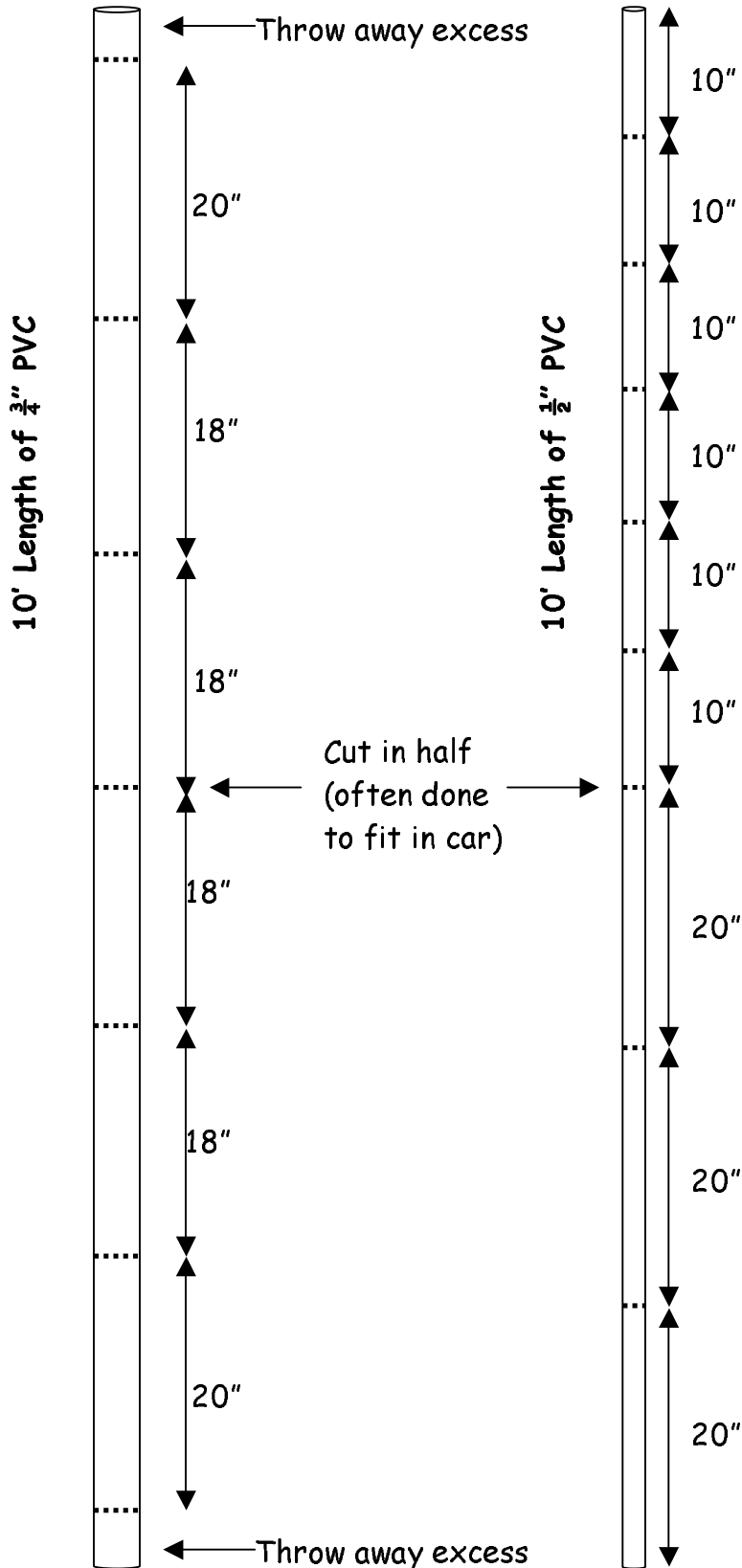





Materials & Measurements (for a single target & 3 sets of balls)



PVC Fittings:

2 x  $\frac{1}{2}$ " 90° Elbow

4 x  $\frac{3}{4}$ " 90° Elbow

2 x  $\frac{3}{4}$ " -> $\frac{1}{2}$ " Reducing Tee

4 x  $\frac{1}{2}$ " Tee

Other Materials:

6 Used Golf Balls
60" of shoelace.

Tools:

- Saw
- Tape Measure
- Pencil
- Knife
- Hot Glue Gun
- Drill with $\frac{1}{4}$ " bit
- Thin nail or coat hanger (for poking shoelace through hole in golf ball)

To make the thing you throw, drill a $\frac{1}{4}$ " hole through two golf balls. Poke each end of a 20" length of shoelace through the hole and fix it in place (hot glue works well, regular glue is ok if you don't mind waiting for it to dry).

Construction Plans

